



Project By



Contact: 91 5252 8787

Email: techworld@saptashree.com

Website: www.gatewaytowagle.com

Site Address:
SaptaShree Global Tech Centre,
SG Barve Road, LBS Marg,
Wagale Estate, Thane (W),
Maharashtra 400604.

Corporate Office:
111, 1st Floor, Horizon Tower,
Bhakti Mandir Road, Hari Niwas,
Thane (W) - 400 602.
Tel.: 022 2541 4777 / 2536 9213

Architect:
APICES Studio Pvt. Ltd.

R.C.C. Consultant:
R.C. Tipnis

Advocate:
Mr. R. D. Rashinkar

MahaRERA Registration No. P51700055086
www.maharera.mahaonline.gov.in



Disclaimer: All image/s are strictly for illustrative and representational purpose. The specifications, pictures, images, aesthetics, features, views, amenities, facilities and surrounding shown/mentioned from a part of the Saptashree Developers bearing MAHARERA registration number P51700055086 and are only for representational, illustrational and indicative purpose. The terms and conditions to be incorporated in the Sales document shall supersede all the aforesaid representation. Features, fixtures, fittings, goods, accessories, furniture and any other information reflected/displayed in the images are strictly for illustrative and representational purpose only and are not part of the standard final amenities & finishes. Actual amenities will vary in planning and upon actual construction. Amenities are for the whole project and they will be delivered in phased manner. Prospective customers are requested to visit Maharera website viz http://maharera.mahaonline.gov.in/ to satisfy themselves with respect to the sanctioned plans/permission/ approval other details related to the Project. As on date there is zero encumbrances on the Land on which project to be constructed and developed. Other Terms and Conditions shall apply.

GATEWAY TO WAGLE

A portal into the world of dynamic innovation &
limitless business opportunities



DREAM BIG.
WORK HARD.
STAY
FOCUSSED.



ABOUT US

The saying that "Buildings happen to be eminent structures that would become a landmark..." has been a fittest recognition we have received from our clients. While feeling proud, we consider this as an added responsibility for a better performance every time. Our prime locations emphasize appreciation.

Saptashree Group have been one of the stalwarts in the industry for 30+ years with many celebrated projects under our name and having the reputation of being one of the most trusted names in this industry. A dedicated team of architects, designers and structural consultants lend their expertise to the building of these stellar projects. We are known in this industry for our designs, innovation and timely deliverance of our projects.

30+ YEARS

In Real Estate Industry

20+ DELIVERED

Projects Over The Years

50+ LAKHS

Square Feet Developed & Delivered

10+ LAKHS

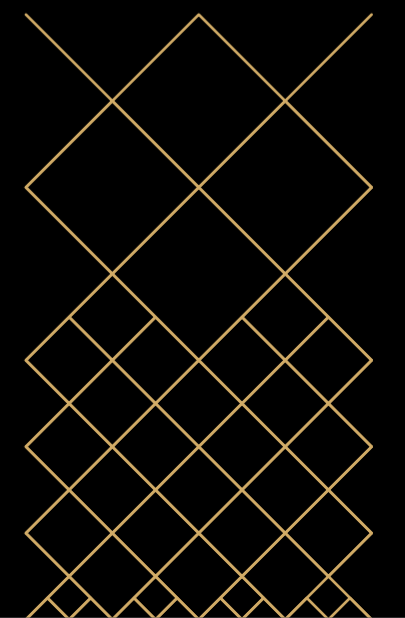
Square Feet Under Construction



WHERE EXCLUSIVE OFFICE SPACES MEET SEAMLESS CONNECTIVITY & CONVENIENCES

In the cut-throat competition in today's advanced world, everyone is aiming to be at the top. Well, the city of Thane is already there. It is rapidly progressing to be one of the best corporate hubs with the likes of Mumbai & Bangalore.

We, at Saptashree are massively proud to present our next best project catering to the booming corporate industry in Thane. Saptashree Global Tech Center is an architectural marvel that is all set to make your business dreams soar high. Strategically located at the entry into Thane City & Wagle Estate, your commute is already the least of your worries now. Our talented team has put in their best efforts to make your office experience a delightful one with state-of-the-art technology, security features, amenities and much more. Sapatashree Global Tech Center will become your true gateway inside the world of Wagle Estate & you can embark on a journey towards the pinnacle of success.






GATEWAY TO WAGLE


The Epitome of Progress

Thane, which once was a quiet town has transformed into a bustling city full of life, businesses and an innovation hub with skyscrapers that blend in the lush greenery.

Thane's excellent connectivity to other regions makes it an attractive location for businesses seeking affordable office spaces without compromising on quality. The inner sanctum of the city is the work shrine of every workaholic, i.e. Wagle Estate. As Thane grows, there are concerns that Mumbai's primary commercial hub, BKC, may lose its status. Wagle, with its strategic location, modern infrastructure and competitive pricing, has become a strong business centre that rivals BKC.



PUSHING THE
BOUNDARIES
OF EXCELLENCE



A WORLD-CLASS
BUSINESS EDIFICE

A place where your ambitions start their journey. A place where your business acumen will be put to optimum use. A place where nothing can stop you from achieving what you want. A place where you will be praised for your hard work and perseverance. A place that will be the foundation of something big...

The world comes together at Saptashree Global Tech Center that branches out a million possibilities for your unending success & growth. Embark on a journey of corporate victory here in Thane, where the best of opportunities await your gracious arrival.



Artist Impression



Air-Conditioned Designer Lobby

A fully air-conditioned lobby that greets you with magnificence on arrival. An arena that is designed in such a way that leaves you wondering about the possibilities that will unravel inside. A premium experience along with all the necessary assistance needed at the front desk.



Grand Entrance

A resplendent entrance into the world of corporate excellence. The first impression is the last impression indeed. The exclusivity of the entrance will leave you awestruck as you enter this new realm of Elegance & Grandeur.



Artist Impression



Artist Impression



A Swanky Multi Cuisine Restaurant

A multi-cuisine restaurant that lets you unwind after a hard day's work and elevates your experience with your colleagues, business partners or your loved ones. Spacious restaurant offers panoramic view of Thane's lakes, greenery and uninterrupted skyline. The stunning interiors come to life where each visit unfurls as a gastronomic journey.



10 High Speed Elevators

10 high-speed elevators with 6 dedicated to the employees, 2 for the directors & owners, 2 service lifts. Inclusivity for every one!



Artist Impression

BASK IN STATE-OF-THE-ART AMENITIES

For a healthy working environment



Earthquake Resistant Structure

A structure built on the strongest foundation that can withstand natural calamities like earthquakes, storms etc. with utmost ease.



IT & Maintenance Team In-House Services

A dedicated IT & Maintenance team in the organisation to look after any technical obstacles or any kind of physical disturbances as well.



Vastu Compliant Spaces

Thoughtfully designed with Vastu principles to enhance harmony and prosperity in every workspace providing east & west direction entry for every office. Boost productivity and success in environments where energy flows seamlessly.



24/7 CCTV Surveillance & Security

Highly advanced CCTV surveillance and manned security system which ensures the safety of all its employees.



Power Backup

Efficient Electric Supply Management Systems - Power backup for all common areas.



Efficient Entry and Exits

Seamless, quick access separate entry and exit points ensure smooth traffic flow, reducing wait times and increasing convenience. Designed to optimize your daily commute with zero hassle.



Automated Robotic Car Park

Experience the future of parking with our state-of-the-art automated system that is capable of receiving, parking and retrieving the vehicle under 3 mins! Efficient, secure, and effortless-just drive in and let technology handle the rest.



Special Balcony

Elevate your break times with open-to-sky terrace offices that offer refreshing outdoor retreats. Perfect for a quick recharge amidst nature-inspired settings.



Double Glazed Glass Façade

A sleek, modern glass facade that enhances energy efficiency and sound insulation. Keep the noise out and the comfort in, while enjoying natural light throughout the day.



Advance Fire Suppression System

Fire fighting system put in place adhering to the national fire safety standards with assigned refuge areas.



LIFETIME PANORAMIC VIEW

Enjoy breathtaking, unobstructed views of the Rayladevi lake and lush nature that inspire creativity & bring a sense of calm to your workspace. A visual treat that never gets old, making every day a little brighter.



YOUR ASPIRATIONS WILL FUEL
YOUR JOURNEY TOWARDS
LIMITLESS SUCCESS

REACH FOR THE STARS



A vision. A mission. A determined ambition. Our project is in the midst of a thriving industrial estate which is a perfect environment to dedicatedly devote your time to work and to lend the best impression to your prestigious visiting clientele. Your very own space that will shape your glorious future.

BOUTIQUE OFFICE SPACES

Office spaces ranging from 562 sq.ft. to 1456 sq.ft.

Perfect for small to medium scale businesses & corporate offices.

Your very own work shrine that will yield great productivity & remarkable results.



BECAUSE EVERY
DREAM TAKES
OFF FROM HERE.



A PERFECT WORK-LIFE BALANCE

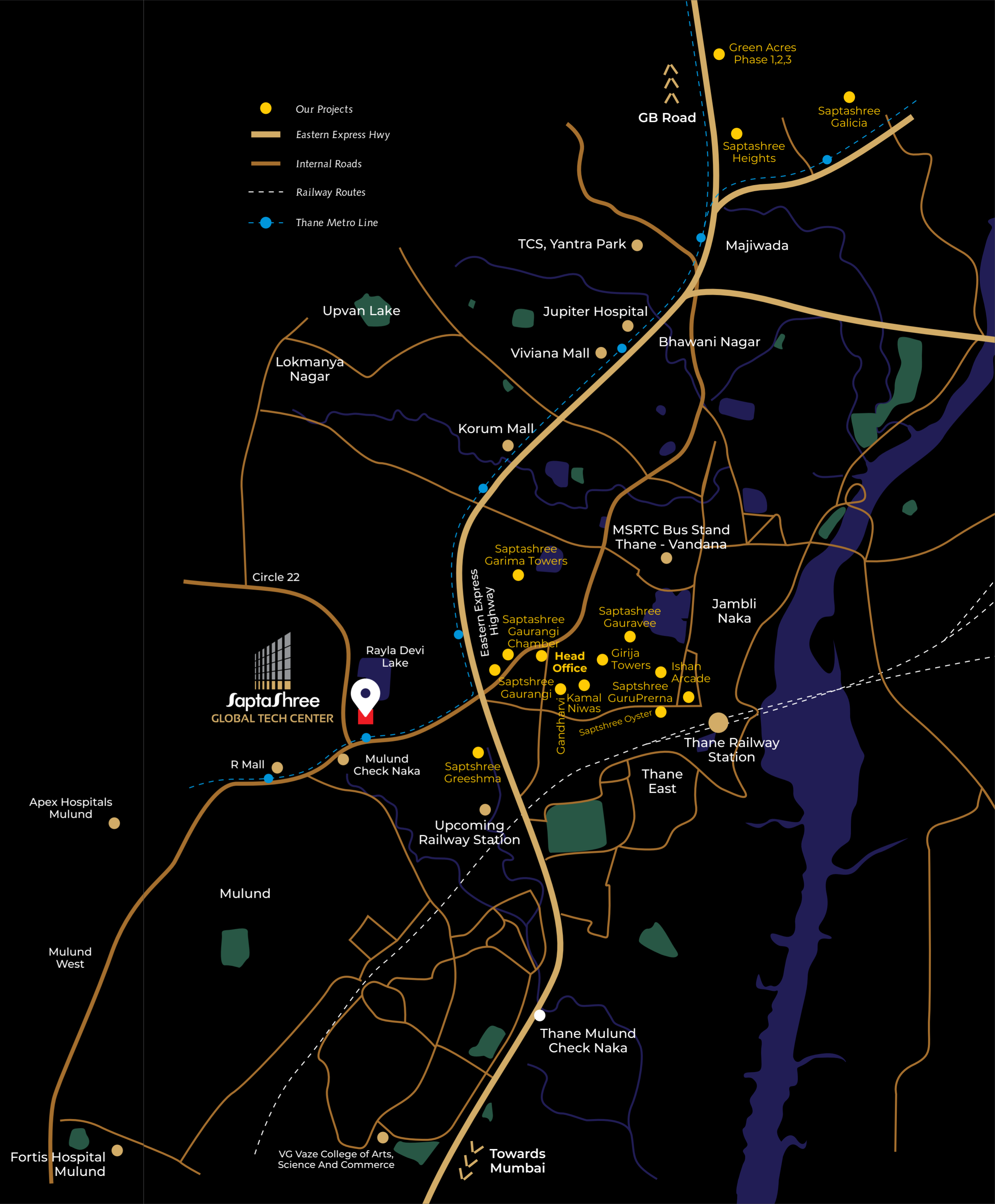
At a very convenient location between Mulund & Thane, this landmark provides you easy access to Mumbai & Thane alike! Railway stations, bus stops, metro stations, auto rickshaw stands are just minutes away from us.

A plethora of restaurants, malls and other recreations avenues are in close vicinity as well. After toiling the entire day, everyone deserves to treat themselves to a good time with their colleagues, partners or loved ones.

CONNECTING COMFORTS WITH CONVENIENCES

2 Metro Stations } Raheja Metro Station 01 Min (50 m)
 R Mall Metro Station 05 Min (900 m)

- ♦ Mulund Check Naka 02 Min (600 m)
- ♦ Thane Railway Station 11 Min (2.9 km)
- ♦ Mulund Railway Station 11 Min (3.4 km)
- ♦ Upcoming New Thane Railway Station 07 Min (1.8 km)
- ♦ International Airport 1 Hr, 10 Min (20.8 km)
- ♦ Eastern Express Highway 04 Min (1.5 km)
- ♦ Viviana Mall 12 Min (5.3 km)
- ♦ Korum Mall 08 Min (2.5 km)
- ♦ Wagle Social Restaurant 02 Min (500 m)
- ♦ NXT LVL Restaurant 02 Min (450 m)
- ♦ Spotlight Skydeck Restaurant 03 Min (500 m)
- ♦ Double Deck Casual Dining 05 Min (750 m)
- ♦ Thane-Borivali Twin Tunnel 20 Min (7.5 km)



PROJECT OVERVIEW

- ◆ Gateway to Wagle – strategic location – entry of Wagle Estate.
- ◆ 10 High Speed Elevators – 6 dedicated employee lifts, 2 service lifts and 2 directors & owners lifts.
- ◆ 24 Hours Security & Surveillance – Highly advances surveillance & manned security systems.
- ◆ Efficient Entry and Exits – Separate entry & exits gates with uniform traffic flows.
- ◆ 18 Floor Double Glazed Glass Façade – Architectural marvel with Iconic glass façade.
- ◆ Panoramic View - Lakes (Rayla Devi), Mountains and cityscapes office views for a friendly working environment.
- ◆ Efficient Electric Supply Management Systems – Power back to all common areas.
- ◆ Automated Robotic Car Park - Capable of receiving, parking & retrieving vehicle within 3 mins.
- ◆ Top of the line asset and facilities management services.
- ◆ Connected by road, rail and metro.
- ◆ Vastu-Complaint Spaces – East & West Entry to all offices.
- ◆ Special balcony & open to sky terrace offices available.



Artist Impression